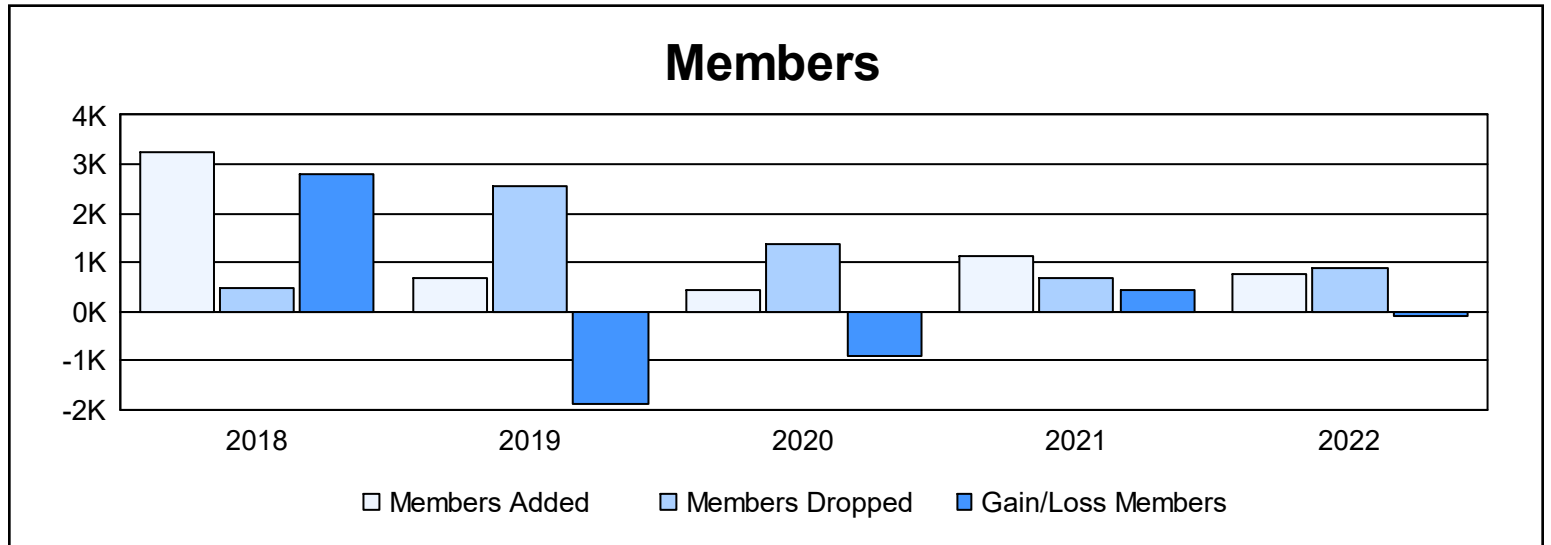
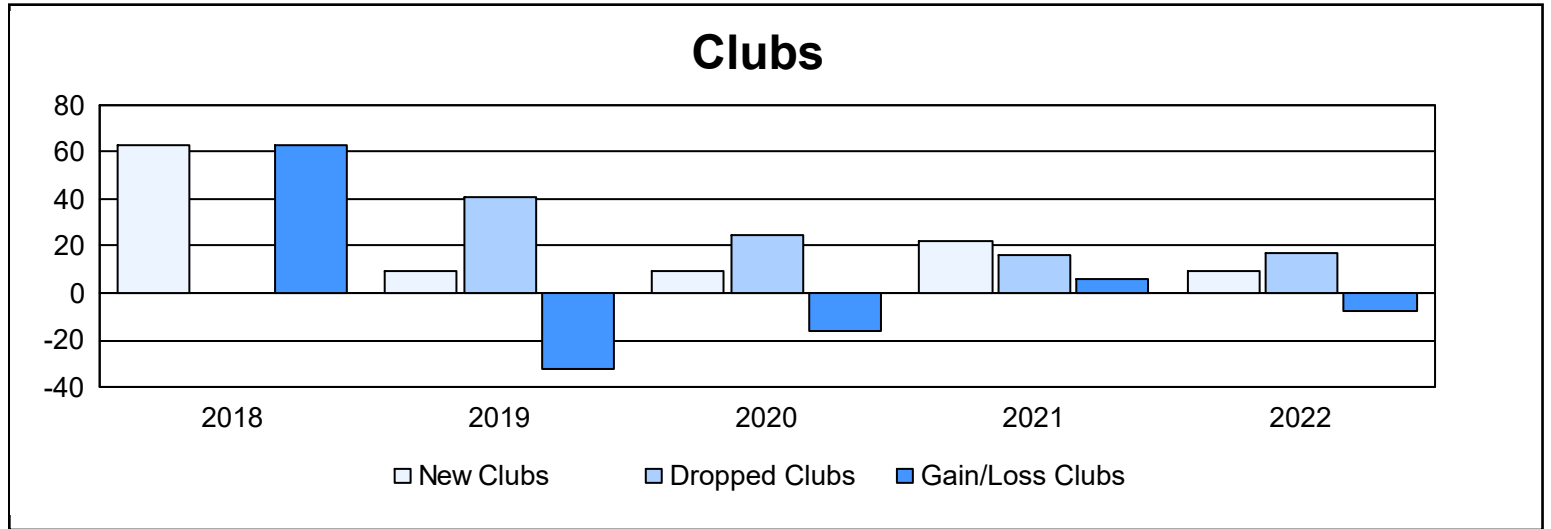
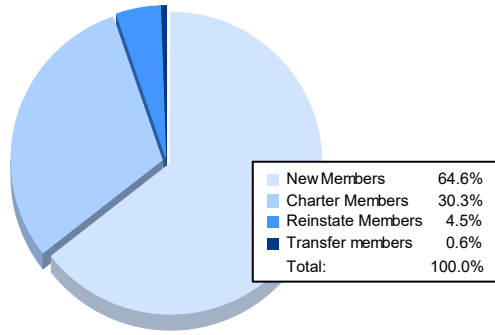


| Year | New Clubs | Dropped Clubs | Gain/Loss Clubs | New Members | Charter Members | Reinstate Members | Transfer Members | Total Member Added | Total Members Dropped | Gain/Loss Members |
|----------------|-----------|---------------|-----------------|-------------|-----------------|-------------------|------------------|--------------------|-----------------------|-------------------|
| 2017-2018 | 63 | 0 | 63 | 1,788 | 1,384 | 92 | 1 | 3,265 | 486 | 2,779 |
| 2018-2019 | 9 | 41 | -32 | 203 | 232 | 42 | 188 | 665 | 2,552 | -1,887 |
| 2019-2020 | 9 | 25 | -16 | 186 | 224 | 33 | 5 | 448 | 1,369 | -921 |
| 2020-2021 | 22 | 16 | 6 | 515 | 577 | 27 | 10 | 1,129 | 687 | 442 |
| 2021-2022 | 9 | 17 | -8 | 499 | 234 | 35 | 5 | 773 | 869 | -96 |
| Average | 22 | 20 | 3 | 638 | 530 | 46 | 42 | 1,256 | 1,193 | 63 |



Membership Composition June 2022 Cumulative



Gender Composition June 2022 Cumulative

